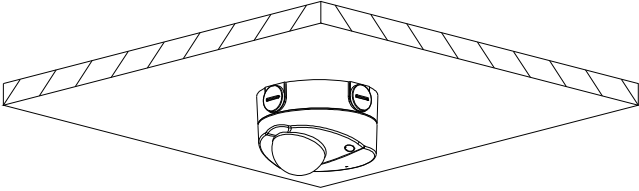
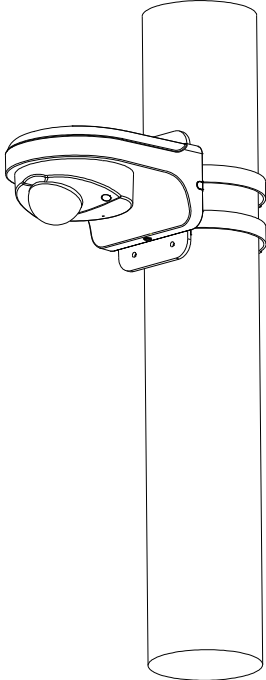
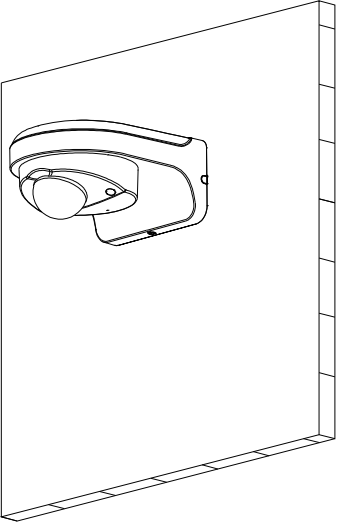


Junction Mount	Pole Mount
PFA139	PFB204W + PFA152-E
 <p>A technical line drawing showing a junction mount fixture (PFA139) installed in a square ceiling. The fixture is a cylindrical unit with a lens, mounted in the center of the ceiling. The ceiling is represented by a square with diagonal hatching on its sides.</p>	 <p>A technical line drawing showing a pole mount fixture (PFB204W + PFA152-E) installed on a vertical pole. The fixture is a cylindrical unit with a lens, mounted on a vertical pole. The pole is represented by a vertical cylinder.</p>
Wall Mount	
PFB204W	
 <p>A technical line drawing showing a wall mount fixture (PFB204W) installed on a wall. The fixture is a cylindrical unit with a lens, mounted on a wall. The wall is represented by a vertical rectangle with diagonal hatching on its right side.</p>	